



ICC Solutions TSE Online

Version 11

6 July, 2026

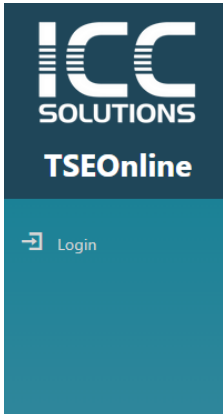
Table of Contents

1	Getting Started.....	3
2	Choose Suites	4
3	L3TSE Tool	7
3.1	View Test Report	8
3.2	Manually Enter Results	8
3.3	How do I upgrade a TSE file?.....	8
4	L3TSE TSER.....	10
5	Known Issues in v1.0.....	12

1 Getting Started

ICC Solutions now host the TSE tools in the cloud for all payment association brands. The TSE Online tool can be accessed from the link below

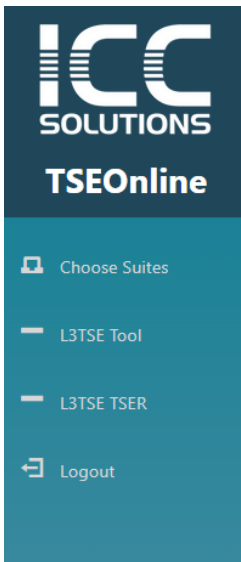
<https://tseonline.iccsolutions.com/>



If you are going to step away from your TSE session, we recommend you save your TSE.

To login please click on the Login button on the left hand side.

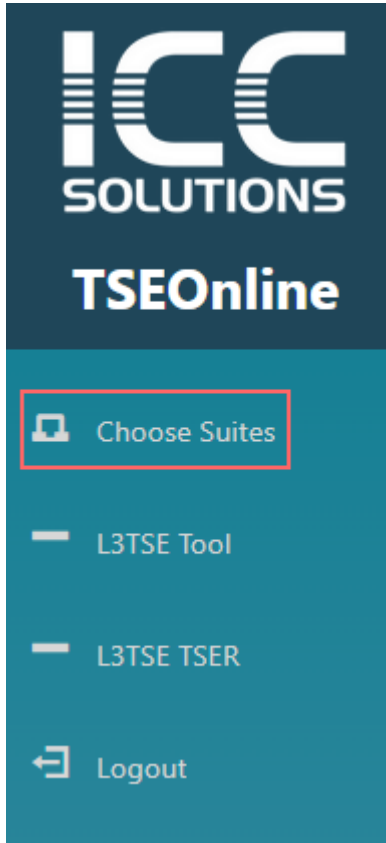
You should have been supplied with a login. If you have forgotten this please email our HelpDesk - support@iccsolutions.com



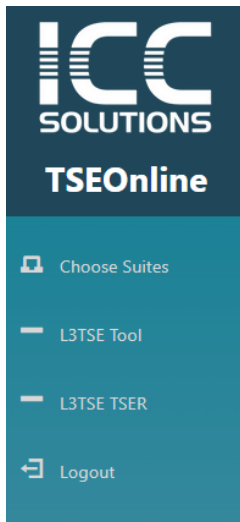
Available L3 Suites:

American Express
Discover
JCB
Mastercard
UnionPay
Visa

2 Choose Suites



When you have logged into the TSE Online tool you will be presented with a list of Available L3 Suites. Select the one that you want to use and also the version of the test plan/build.

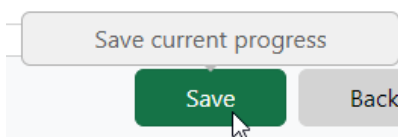


Available L3 Suites:

American Express	Discover Series:1 Build:206 Discover-DPAS-L3
Discover	
JCB	Discover Series:1 Build:205 Discover-DPAS-L3
Mastercard	
UnionPay	
Visa	

Once you have selected the suite you will be taken to the start of the TSE wizard. Please complete the wizard to completion.

We advise you to Save your progress if you have to leave your TSE Wizard for a while. This will enable you to start from where you left off. This is done by clicking on the Save button.



You will be asked to name and save the TSE file.

At the end of the Wizard you are presented with the "Information Report".

Information Report

Test Run: EMVCoL3_04_20240326T173847663Z

Introduction

This page summarizes the relevant details of the particular terminal configuration that you intend to deploy.

In addition to the information you have entered, some details, such as the Terminal Action Codes, have been automatically prepopulated, based on specific M/Chip Requirements applicable to your terminal configuration.

In order to ensure reliable testing and subsequent compliance, it is of the utmost importance that you carefully check that the information below accurately reflects your terminal setup, and that you make sure your terminal is configured accordingly.

Before performing the M-TIP test cases, please configure the terminal so that the floor limit maximum amount on the Contact Interface = 5.

Important note about EMVCo L3 support

When using this M-TIP test plan, please note that you need:

- an EMVCo Qualified L3 Test Tool
- the Enhanced Professional Mastercard Simulator (MAS or MDFS) version **24.Q2** (or higher)
- to export the host logs using the 'Export to EMVCo.xml' option

Test Session Information

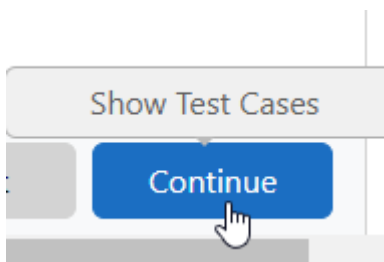
Acquirer Name	Testing PLC
Acquirer Street Address	123 Testing Lane
Acquirer ZIP Code	
Acquirer City	Testingville
Acquirer Country	United States
Acquirer Contact Name	Tester McTester
Acquirer Contact Email	test@test.com

Third Party Processor Name (if applicable)	
Third Party Processor Country (if applicable)	
Retailer Name (if applicable)	
Mastercard Project Number (if applicable)	N/A

Interface in scope of this M-TIP	Contact Interface
Additional DE55 Tags supported in 0100/0200 messages	9F33 (Terminal Capabilities)
Terminal Input Capability Indicator (DE61 SF11) expected value	5

Terminal Details

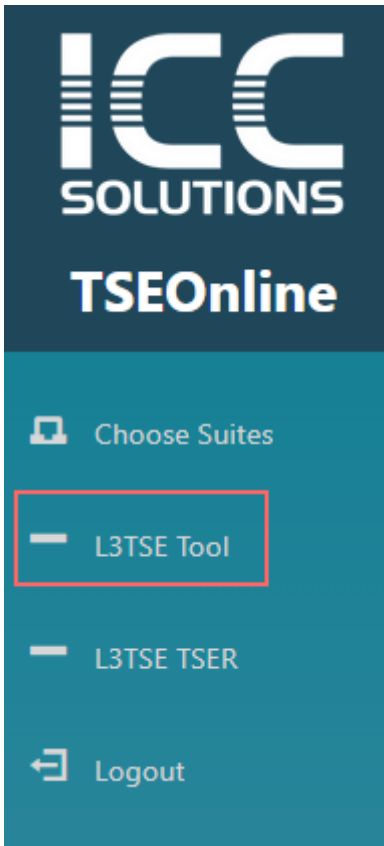
Click on "Continue" to Show the Test Cases:



You will then see the Test Cases that are valid for this project.

Click on the "Complete TSE" button to save the TSE file.

3 L3TSE Tool



The L3TSE Tool option allows you to create/edit/continue editing a TSE file.
Browse to the TSE file that you have:

ICC Solutions L3TSE Tool

Open TSE file in Editor

Choose file	EMVCoL3_04_20240326T173847663Z (1).tse
-------------	--

TSE file loaded

TSE Information

Ruleset Name:	EMVCo L3 - Mastercard M-TIP
Ruleset Series/Build:	0/290
TSE Mode:	MODE_TestResult
Tracking No:	EMVCoL3_04_20240326T173847663Z

Matching TSEC found. Ruleset will be used from the matching TSEC.

[View Test Report](#)

[Manually Enter Results](#)

3.1 View Test Report

This allows you to review/edit the questions, view the test cases and save or save a copy of the TSE file you have just imported.

3.2 Manually Enter Results

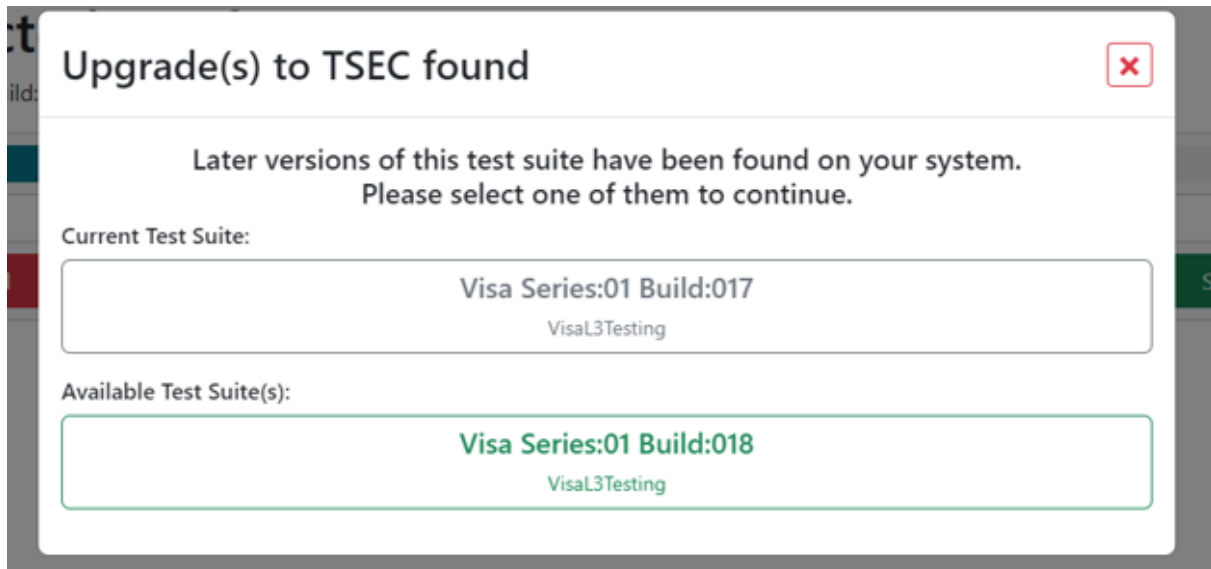
You can manually enter the results for each test case. This option also allows you to manually upload the logs and receipts from the tests

3.3 How do I upgrade a TSE file?

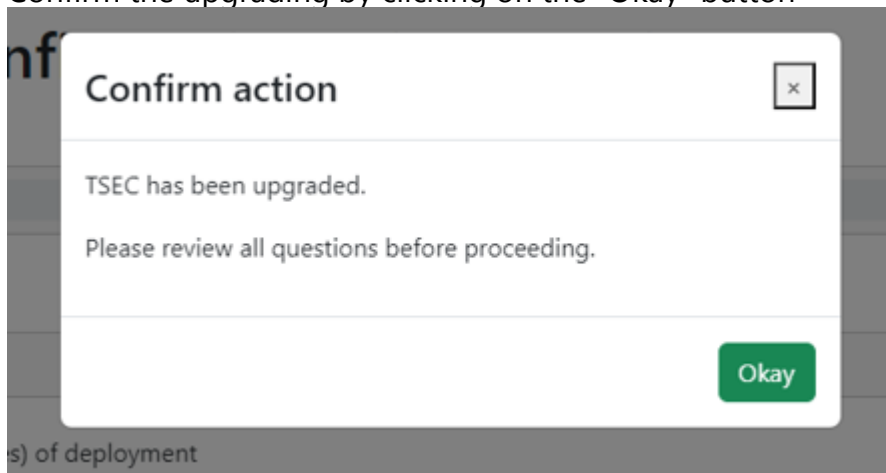
- Select the "L3TSE Tool" option from the left menu bar.
- Choose your TSE that you want to upgrade by clicking on the "Choose file" button and browsing to the TSE file that you want to upgrade.
- Click on the "View Test Report" button.

[View Test Report](#)

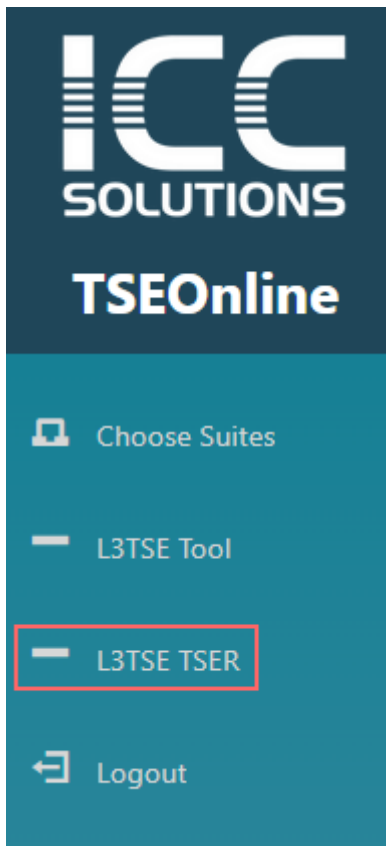
- Click on the version that you want to upgrade to. Example below of upgrading from a Visa Build017 to Build018



- Confirm the upgrading by clicking on the "Okay" button



4 L3TSE TSER

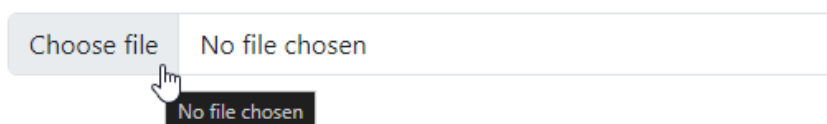


The L3TSE TSER option allows you to apply a TSER (TSE Validation Report) file to the appropriate TSE files.

Select the TSER file by clicking on the "Choose file" button

ICC Solutions L3TSE TSER

Choose TSER file



Then select the TSE file you want to apply the TSER file to by clicking on the "Choose file" button as below

ICC Solutions L3TSE TSER

Choose TSER file

Choose file	EMVCoL3_04_20230414T222609174Z_FAIL_REPORT_230421-100336.TSER
-------------	---

TSER Information Summary

Tracking No:	EMVCoL3_04_20230414T222609174Z
Original Filename:	EMVCoL3_04_20230414T222609174Z.tse
Ruleset Name:	EMVCo L3 - Mastercard M-TIP
Ruleset Series/Build:	0/285
TSER Review Date:	2023-04-21 10:03:38:253
Review Status:	FAIL

Please choose the Original TSE file: EMVCoL3_04_20230414T222609174Z.tse

Choose file	No file chosen
-------------	----------------



Click on the Review TSER button to complete the process:

[Review TSER](#)

5 Known Issues in v1.0

- TMAT-15120 - There is an issue where if the user is idle for a long time within the TSE Wizard it can disconnect and lose your progress and throw an Error in the browser. To avoid this issue please ensure you dont leave the wizard for a long time or you save your progress regularly to ensure there is no data loss.